

# MONTGOMERY INDEPENDENT SCHOOL DISTRICT

## 2022-23 ACADEMIC CALENDAR SURVEY RESULTS

Survey Administered: Oct. 15 – Oct. 22, 2021

### Number of Respondents

Secondary Teachers and Staff: 229

Elementary Teachers and Staff: 157

Secondary Student (in 2022-23): 328

All Other District Staff: 79

Elementary Parent: 741

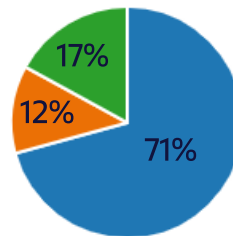
Secondary Parent: 875

Total: 2,409

### Do you like the current 2021-22 school year calendar?

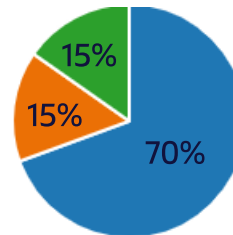
#### Secondary Teachers and Staff

Yes	162 (71%)
No	28 (12%)
Not Sure	39 (17%)



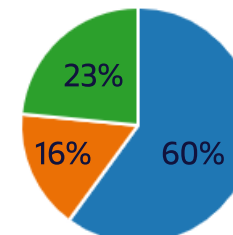
#### Elementary Teachers and Staff

Yes	109 (70%)
No	24 (15%)
Not Sure	24 (15%)

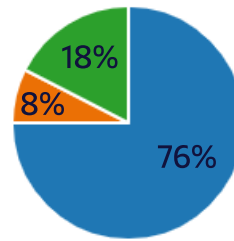


#### Secondary Student

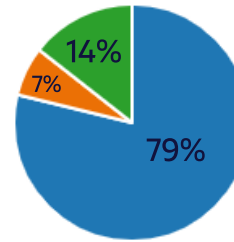
Yes	197 (60%)
No	54 (16%)
Not Sure	77 (23%)



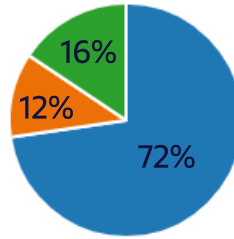

## District Staff



## Elementary Parent

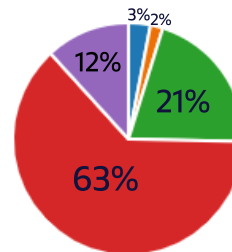



## Secondary Parent

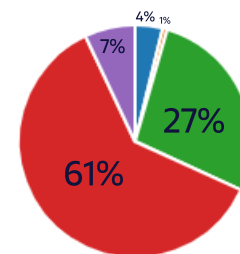
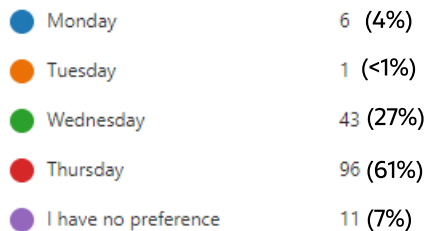


**If given a choice, which day of the week would you prefer the first day of the school year fall on?**

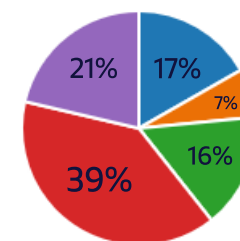

## Secondary Teachers and Staff



## Elementary Teachers and Staff

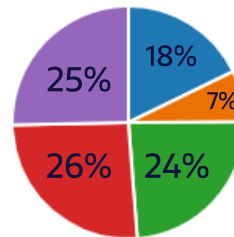


## Secondary Student



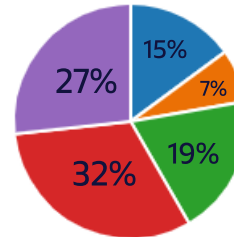
## Elementary Parent

Monday	132 (18%)
Tuesday	53 (7%)
Wednesday	177 (24%)
Thursday	192 (26%)
I have no preference	188 (25%)



## Secondary Parent

Monday	131 (15%)
Tuesday	64 (7%)
Wednesday	170 (19%)
Thursday	277 (32%)
I have no preference	234 (27%)



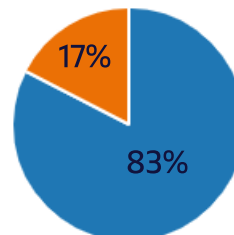
## Which of the two options would you prefer?

**Returning to school in the second week of August and the year ending PRIOR to Memorial Day (blue)**

**Returning to school later in August and the year ending AFTER Memorial Day (orange)**

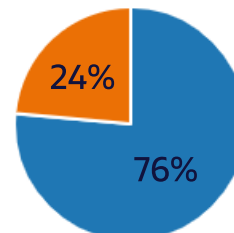
## Secondary Teachers and Staff

Returning to school in the sec...	189 (83%)
Returning to school later than ...	40 (17%)



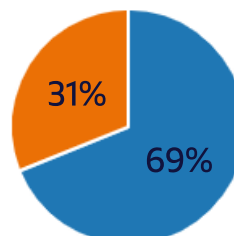
## Elementary Teachers and Staff

Returning to school in the sec...	120 (76%)
Returning to school later than ...	37 (24%)



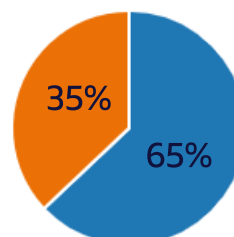
## Secondary Student

Returning to school in the sec...	226 (69%)
Returning to school later than ...	102 (31%)



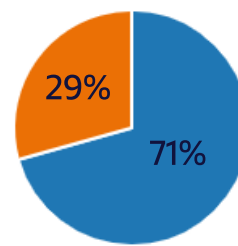
## District Staff

Students returning to school i...	51 (65%)
Students returning to school l...	30 (35%)



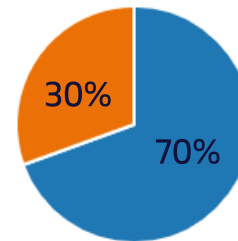
## Elementary Parent

- Returning to school in the sec... 525 (71%)
- Returning to school later than ... 218 (29%)



## Secondary Parent

- Returning to school in the sec... 610 (70%)
- Returning to school later than ... 268 (30%)



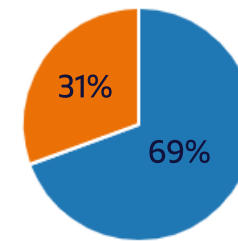
**The current 2021-22 year calendar has 178 student days scheduled, and nine days designated for professional development and campus work days. Please indicate which of the following statements you believe to be true.**

**The current calendar has enough PD days (blue)**

**There should be at least one additional day added for PD or work time (orange)**

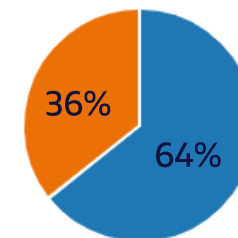
## Secondary Teachers and Staff

- The current calendar has enou... 159 (69%)
- There should be at least one a... 70 (31%)



## Elementary Teachers and Staff

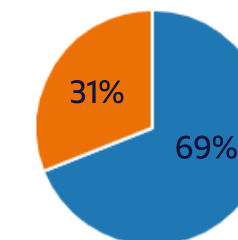
- The current calendar has enou... 101 (64%)
- There should be at least one a... 56 (36%)



**There are an adequate number of professional development/work days scheduled prior to the first day of school.**

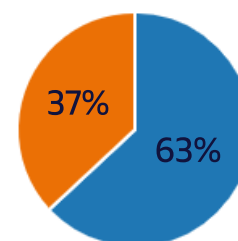
## Secondary Teachers and Staff

- True 158 (69%)
- False - I would like an addition... 71 (31%)



## Elementary Teachers and Staff

- True 99 (63%)
- False - I would like an addition... 58 (37%)



If given the choice, which of the options regarding **EARLY RELEASE** days would you prefer?

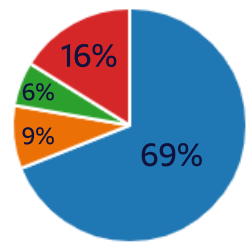
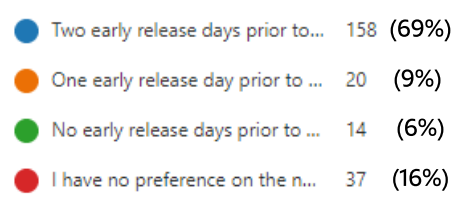
Two early release days prior to the end of each semester (blue)

One early release day prior to the end of each semester (orange)

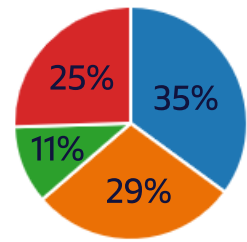
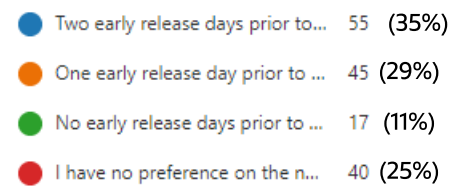
No early release days prior to the end of each semester (green)

I have no preference on the number of early release days (red)

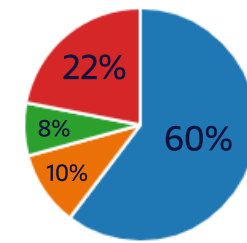
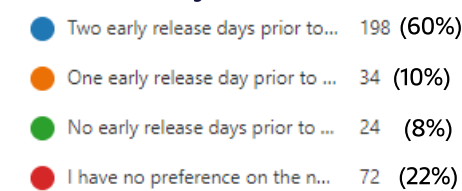
Secondary Teachers and Staff



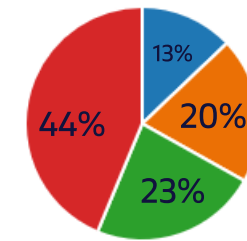
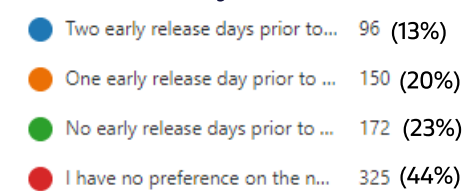
Elementary Teachers and Staff



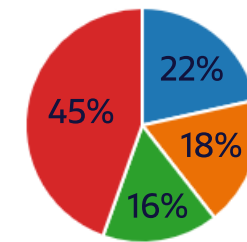
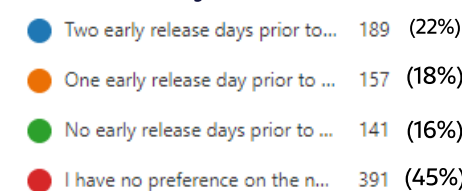
Secondary Student



Elementary Parent



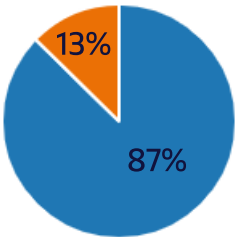
Secondary Parent



**Please indicate which of the following is true for you:**  
**A full week off at Thanksgiving is important to me (blue)**  
**I would give up a full week off for Thanksgiving if it meant there could be additional district holidays scheduled through the year (orange)**

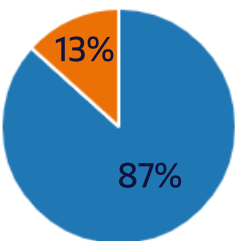
Secondary Teachers and Staff

- A full week off for Thanksgivin... 200 (87%)
- I would give up a full week off... 29 (13%)



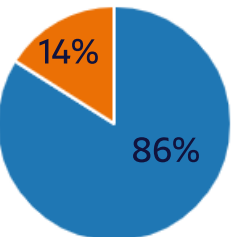
Elementary Teachers and Staff

- A full week off for Thanksgivin... 136 (87%)
- I would give up a full week off... 21 (13%)



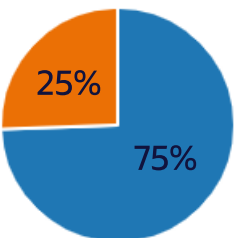
District Staff

- A full week off for Thanksgivin... 68 (86%)
- I would give up a full week off... 13 (14%)



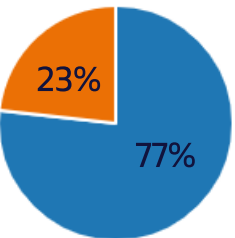
Elementary Parent

- A full week off for Thanksgivin... 553 (75%)
- I would give up a full week off... 190 (25%)



Secondary Parent

- A full week off for Thanksgivin... 674 (77%)
- I would give up a full week off... 204 (23%)



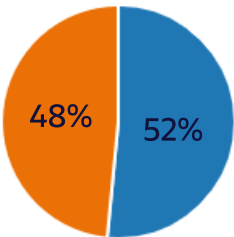
**If given the choice, which of the following options for WINTER BREAK would you prefer?**

**Winter break beginning Monday, Dec 19 and returning the first week of Jan (blue)**

**Winter break beginning Thursday, Dec 22 and returning the second week of January (orange)**

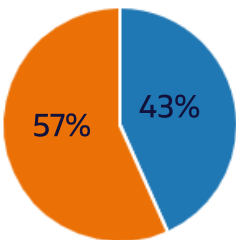
**Secondary Teachers and Staff**

- Winter Break beginning Mond... 118 (52%)
- Winter Break beginning Thurs... 111 (48%)



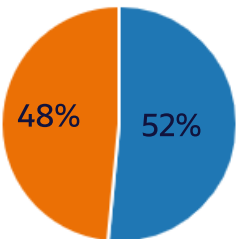
**Elementary Teachers and Staff**

- Winter Break beginning Mond... 68 (43%)
- Winter Break beginning Thurs... 89 (57%)



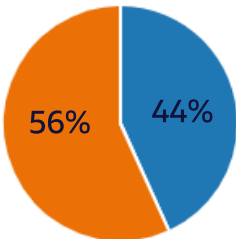
**Secondary Student**

- Winter Break beginning Mond... 169 (52%)
- Winter Break beginning Thurs... 159 (48%)



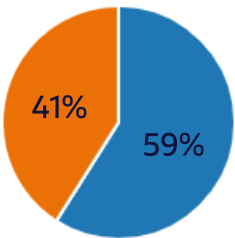
**District Staff**

- Winter Break beginning Mond... 35 (44%)
- Winter Break beginning Thurs... 46 (56%)



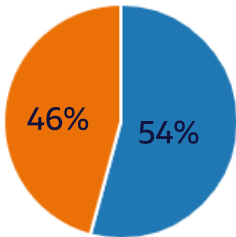
**Elementary Parent**

- Winter Break beginning Mond... 439 (59%)
- Winter Break beginning Thurs... 305 (41%)



**Secondary Parent**

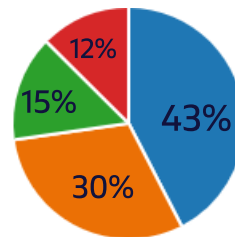
- Winter Break beginning Mond... 476 (54%)
- Winter Break beginning Thurs... 402 (46%)



**If given the choice, which of the following would be your preferred daily schedule?**  
**A "straight-8" period day (blue)**  
**A "Block Schedule" with 4 period each day (orange)**  
**A weekly hybrid model with three "straight-8" days and two "block" days (green)**  
**I'm not sure (red)**

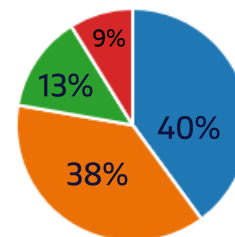
**Secondary Teachers and Staff**

<div></div> A "straight-8" period day (curr...	98	(43%)
<div></div> A "Block schedule" with 4 peri...	70	(30%)
<div></div> A weekly hybrid model with th...	34	(15%)
<div></div> I'm not sure	29	(12%)



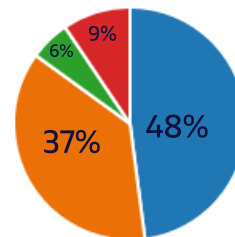
**Secondary Student**

<div></div> A "straight-8" period day (curr...	131	(40%)
<div></div> A "Block schedule" with 4 peri...	124	(38%)
<div></div> A weekly hybrid model with th...	44	(13%)
<div></div> I'm not sure	29	(9%)



**Secondary Parent**

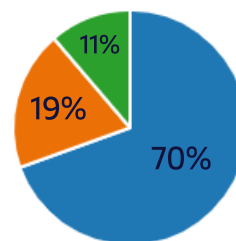
<div></div> A "straight-8" period day (curr...	421	(48%)
<div></div> A "Block schedule" with 4 peri...	325	(37%)
<div></div> A weekly hybrid model with th...	49	(6%)
<div></div> I'm not sure	83	(9%)



**Scheduling at least one student late arrival day per month at the secondary level would be a benefit to me/my student.**

**Secondary Student**

<div></div> True	228	(70%)
<div></div> False	63	(19%)
<div></div> Not sure	37	(11%)



**Secondary Parent**

<div></div> True	399	(46%)
<div></div> False	290	(33%)
<div></div> Not sure	189	(21%)

